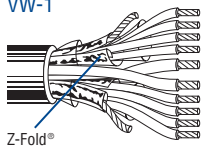



Overall Shield

Special Audio, Communication and Instrumentation Cables

Description	Part No.	UL NEC/ C(UL) CEC Type	No. of Cond.	Color Code	Standard Lengths		Standard Unit Weight		Insulation Thickness		Jacket Thickness		Nominal OD		Nominal Capacitance					
					Ft.	m	Lbs.	kg	Inch	mm	Inch	mm	Inch	mm	pF/ Ft.	pF/ m	pF/ Ft.	pF/ m		
24 and 22 AWG Stranded (7x32 and 7x30) Tinned Copper Conductors • Cabled in Quads† • 24 AWG Stranded Tinned Copper Drain Wire																				
PVC Insulation (22 AWG) / Polyethylene Insulation (24 AWG) • Chrome PVC Jacket																				
350V RMS 80°C VW-1  Z-Fold®	8787	—	10:	Gray,	U-500	U-152.4	24.0	10.9	.012	.30	.030	.76	.290	7.37	—	—	—	—		
			4 Shld	White,	500	152.4	22.5	10.3												
			24 (7x32)	Blue, Green																
			4 Shld	Brown, Red,					.012	.30										
			24 (7x32)	Yellow, Orange																
			2 Unshld	White,					.015	.38										
			22 (7x30)	Blue																

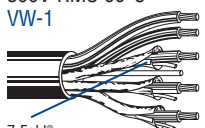
† Each quad wrapped in transparent polyester tape. Red Beldfoil® shield over one quad, Green Beldfoil shield over the other. (2) quads and (2) unshielded conductors cabled.

24 and 22 AWG Stranded (7x32 and 7x30) Tinned Copper Conductors • (4) Conductors Cabled†† • 22 AWG Stranded TC Drain Wire

PVC Insulation • Chrome PVC Jacket																				
300V 90°C NEC Article 800  Z-Fold®	8786	NEC: CM CEC: CM	6:	Black,	U-500	U-152.4	17.0	7.8	.015	.38	.028	.71	.236	5.99	—	—	—	—		
			4 Shld	Green,	500	152.4	16.5	7.5												
			24 (7x32)	Red, Yellow																
			2 Unshld	Blue,																
			22 (7x30)	White																

†† (4) conductors cabled under 100% Beldfoil shield; (2) conductors unshielded.

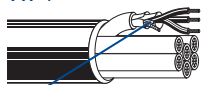
22 AWG Stranded (7x30) TC Conductors • (3) Conductors Cabled and Separately Beldfoil® Shielded (100% Coverage) with Drain Wires*

PVC Insulation • Chrome PVC Jacket																				
300V RMS 60°C VW-1  Z-Fold®	8788	NEC: CM CM	5:	Black,	500	152.4	15.5	7.1	.015	.38	.028	.71	.236	5.99	34	112	—	—		
			3 Shld	Red, Green																
			2 Unshld*	Yellow, Blue																

*(2) Unshielded conductors cabled around a non-hygroscopic filler.

*Drain wire for each conductor is tinned cadmium bronze ribbon under 100% Beldfoil shield coverage.

22 AWG Triads Stranded (7x30) Tinned Copper Conductors • Cabled in Triads* • 22 AWG Stranded Tinned Copper Drain Wire

Polypropylene Insulation • Overall Chrome PVC Jacket																				
300V RMS 80°C VW-1  Z-Fold®	9772	—	36	Black,	500	152.4	139.0	63.2	.008	.20	.060	1.52	.725	18.42	34	112	67	220		
			(12 triads)	Red, Green, Triads w/Color Coded Jackets																

*Each triad shielded with 100% Beldfoil shield and drain wire, encased in a .020" white PVC jacket with color coded stripes.

TC = Tinned Copper

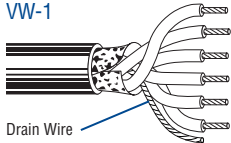
*Capacitance between conductors.

**Nominal capacitance conductor to conductor and shield.

⚠ Not RoHS compliant at time of printing. Please check with Belden Technical Support for current compliance information at 1-800-BELDEN-1.

Overall Shield

Data Cables for Molex SEMMCONN and AMP® SDL Connectors
Computers, Instrumentation and Medical Electronics Interconnect Cables

Description	Part No.	UL NEC/ C(UL) CEC Type	No. of Cond.	Color Code	Standard Lengths		Standard Unit Weight		Insulation Thickness		Jacket Thickness		Nominal OD	
					Ft.	m	Lbs.	kg	Inch	mm	Inch	mm	Inch	mm
26 AWG Stranded (7x34) Tinned Copper Conductors • Duofoil® Shield (100% Coverage) • 26 AWG Stranded Tinned Copper Drain Wire														
PVC Insulation • Black PVC Jacket														
UL AWM Style 2464 (300V 80°C) VW-1 	1211A	NEC: CL2X	4	White, Yellow, Orange, Green	500 1000	152.4 304.8	12.0 23.0	5.4 10.4	.015 .38	.036 .91	.195	4.95		
	1212A	NEC: CL2X	6	Red, Blue, Green, Orange, Yellow, White	500 1000	152.4 304.8	14.5 30.0	6.6 13.6	.015 .38	.037 .93	.220	5.59		
	1213A	NEC: CL2X	8	Black, Purple, Red, Blue, Green, Orange, Yellow, White	500 1000	152.4 304.8	12.0 24.0	5.4 10.4	.015 .38	.039 .98	.239	6.07		
	1214A	NEC: CL2X	16	White & Red, White & Brown, White & Black, Black, Red, Brown, Purple, Blue, Green, Gray, Aqua, Tan, Pink, Orange, White, Yellow	1000	304.8	57.0	25.9	.015 .38	.035 .89	.301	7.65		

AMP is a registered trademark of AMP, Inc.


Overall Shield

Direct Burial Cables

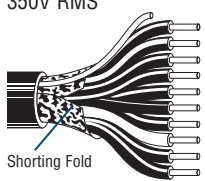
Description	Part No.	UL NEC/C(UL) CEC Type	No. of Cond.	Color Code	Standard Lengths		Standard Unit Weight		Insulation Thickness		Jacket Thickness		Nominal OD		Nominal Capacitance			
					Ft.	m	Lbs.	kg	Inch	mm	Inch	mm	Inch	mm	* pF/Ft.	* pF/m	** pF/Ft.	** pF/m

20 AWG Solid Tinned Copper Conductors • Conductors Cabled • Overall Beldfoil® Shield (100% Coverage) • 22 AWG Solid TC Drain Wire

Polypropylene Insulation • Black HDPE Jacket

350V 80°C 	9802	—	2	White, Black	500	152.4	9.0	4.1	.013	.33	.035	.89	.190	4.83	32	104	42	138
					1000	304.8	18.0	8.2										

Polypropylene Insulation • Black HDPE Jacket

350V RMS 	9803	—	3	White, Red, Black	1000	304.8	23.0	10.5	.013	.33	.035	.89	.205	5.21	23	75	42	138
	9890	—	10	See Chart 1 (Tech Info Section)	500	152.4	33.0	15.0	.013	.33	.040	1.02	.310	7.87	23	75	42	138
					1000	304.8	65.0	29.5										
	9894	—	15	See Chart 2 (Tech Info Section)	1000	304.8	96.0	43.6	.013	.33	.045	1.14	.390	9.91	23	75	42	138

HDPE = High-density Polyethylene • TC = Tinned Copper

*Capacitance between conductors.

**Nominal capacitance conductor to conductor and shield.