

Gray Ribbon 9L300XX Series

.025" Pitch, 30 AWG, PVC

Product Description

Belden's miniaturized .025" pitch extruded gray ribbon cable provides higher signal density, greater design flexibility, and an alternative to the expensive Teflon® transmission cables. The cable is manufactured to precise tolerances which allows for mass-termination to standard .050" contact IDC connectors while assuring consistent and reliable electrical characteristics. With the miniaturization of the interconnects, significant reduction in components can be achieved. The cable is constructed of stranded 30 AWG (7x38) tinned copper conductors. Insulation material consists of Gray PVC, with a Red polarity stripe for proper circuit alignment. Standard conductor counts are 26 and 50; other sizes are available upon request. The cable is UL approved and CSA certified, and passes the VW-1 Vertical Wire Flame Test.

Color Code: Gray with Red polarity stripe.

Application: Internal interconnection or internal wiring of electronic equipment.

Physical Specifications

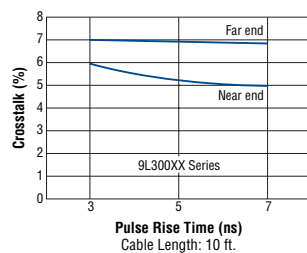
Conductor	30 AWG (7x38) Tinned Copper
Insulation	.0075" Nom. Wall Gray PVC
Pitch	.025" ± .002"
Temperature Rating	-40 to +105°C
Flammability Rating	UL: VW-1, CSA: FT1
UL Approval	File #E12683, Style 2678
CSA Approval	File #LL7874, CSA AWM I A 105°C 150V FT1
Packaging	H100, H300

Electrical Specifications

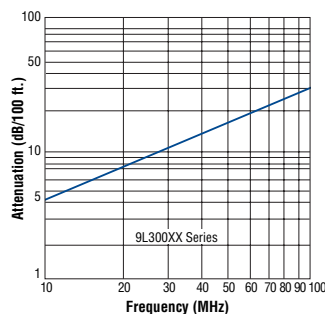
Voltage Rating	150V RMS
Current Rating	.5A
Conductor Resistance	108Ω/1000 ft.
Insulation Resistance	>1 x 10 ¹⁰ Ω • 10 ft. (3m)
Impedance*	70Ω
Capacitance* (@ 1 MHz)	24 pF/ft. (79 pF/m)
Inductance* (@ 1 MHz)	.14 μH/ft. (.46 μH/m)
Propagation Delay*	1.52 ns/ft. (4.99 ns/m)

*Test Configuration: G-S-G (ground-signal-ground).

Unbalanced Crosstalk



Attenuation

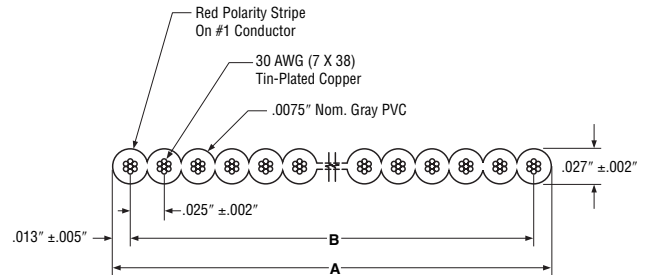


Teflon is a DuPont trademark.

Part No.	No. of Cond.	Dimensions			
		Width "A"		Span "B"	
		Inch	mm	Inch	mm
9L30026	26	.650 ±.010	16.51 ±.25	.625 ±.007	15.88 ±.18
9L30050[†]	50	1.250 ±.011	31.75 ±.28	1.225 ±.009	31.12 ±.23

[†]Available in H100 packaging only.

Dimensions



Gray Ribbon 2L280XX Series

1mm Pitch, 28 AWG, PVC

Product Description

Belden's 1mm (.03937" pitch) extruded gray ribbon cable was designed for the disk drive market where the 2mm IDC connector is widely used. The cable provides improved space reduction, easy breakouts for circuit routing, and maintains the current carrying capacity required for these applications. In addition, the electrical performance meets those requirements specified by the SCSI-3 parallel interface document. The cable is constructed of stranded 28 AWG (7x36) tinned copper conductors. Insulation material consists of Gray PVC, with a Black polarity stripe for proper circuit alignment. Standard conductor counts are 26, 34, 40, 44 and 50; other sizes are available upon request. The cable is UL approved and CSA certified, and passes the VW-1 Vertical Wire Flame Test.

Color Code: Gray with Black polarity stripe.

Application: Internal interconnection or internal wiring of electronic equipment.

Physical Specifications

Conductor	28 AWG (7x36) Tinned Copper
Insulation	.010" Nom. Wall Gray PVC
Pitch	1mm ± 0.51mm (.0394" ± .002")
Temperature Rating	-40 to +105°C
Flammability Rating	UL: VW-1; CSA: FT1
UL Approval	File #E12683, Style 2651
CSA Approval	File #LL7874, CSA AWM I A 105°C 300V FT1
Packaging	H100, R300

Electrical Specifications

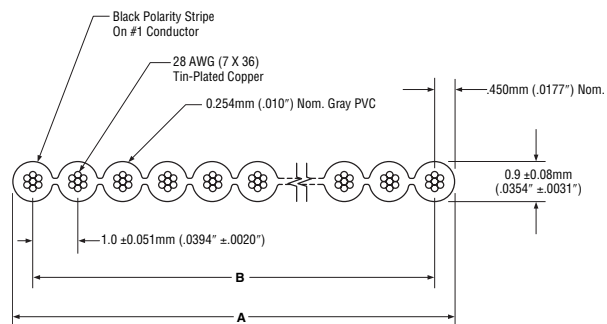
Voltage Rating	300V RMS
Current Rating	1A
Conductor Resistance	68.2Ω/1000 ft.
Insulation Resistance	>1 x 10 ¹⁰ Ω • 10 ft. (3m)
Impedance*	90Ω
Capacitance* (@ 1 MHz)	16.5 pF/ft. (54 pF/m)
Inductance* (@ 1 MHz)	.16 μH/ft. (.52 μH/m)
Propagation Delay*	1.47 ns/ft. (4.8 ns/m)

*Test Configuration: G-S-G (ground-signal-ground).

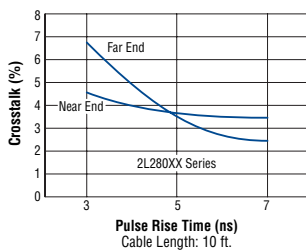
Part No.	No. of Cond.	Dimensions			
		Width "A"		Span "B"	
		Inch	mm	Inch	mm
2L28026**	26	1.020 ±.008	25.9 ±.20	.984 ±.008	25.0 ±.20
2L28034**	34	1.335 ±.012	33.9 ±.30	1.299 ±.012	33.0 ±.30
2L28040**	40	1.571 ±.012	39.9 ±.30	1.535 ±.012	39.0 ±.30
2L28044**	44	1.728 ±.012	43.9 ±.30	1.693 ±.012	43.0 ±.30
2L28050	50	1.965 ±.012	49.9 ±.30	1.929 ±.012	49.0 ±.30

**Available in H100 packaging only.

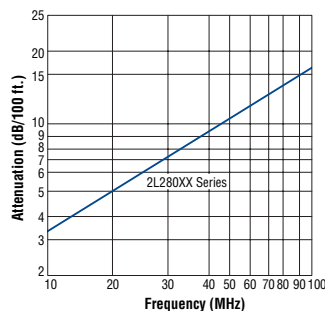
Dimensions



Unbalanced Crosstalk*



Attenuation*



Gray Ribbon 9L280XX Series

.050" Pitch, 28 AWG, PVC

Product Description

Belden's (9L280XX Series) .050" pitch extruded gray ribbon cable was designed for general purpose electronic interconnect applications. The cable provides reliable mass-termination to standard .100" contact IDC connectors, flexibility, consistent electricals and break-outs can be made easily with the tear feature design. The cable is constructed of stranded 28 AWG (7x36) tinned copper conductors. Insulation material consists of Gray PVC, with a Red polarity stripe for proper circuit alignment. Various conductor counts are standard; other sizes are available upon request. The cable is UL approved and CSA certified, and passes the VW-1 Vertical Wire Flame Test.

Color Code: Gray with Red polarity stripe (standard).

Application: Internal interconnection or internal wiring of electronic equipment.

Physical Specifications

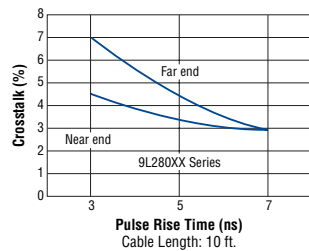
Conductor	28 AWG (7x36) Tinned Copper
Insulation	.010" Nom. Wall Gray PVC
Pitch	.050" ± .002"
Temperature Rating	-40 to +105°C
Flammability Rating	UL: VW-1; CSA: FT1
UL Approval	File #E12683, Style 2651
CSA Approval	File #LL7874, CSA AWM I A 105°C 300V FT1
Packaging	H100, H300, R300

Electrical Specifications

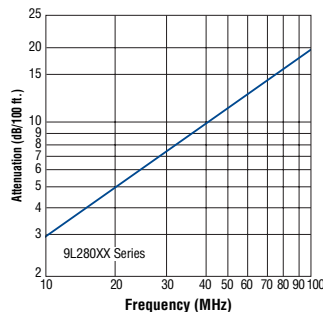
Voltage Rating	300V RMS
Current Rating	1A
Conductor Resistance	68.2Ω/1000 ft.
Insulation Resistance	>1 x 10 ¹⁰ Ω • 10 ft. (3m)
Impedance*	105Ω
Capacitance* (@ 1 MHz)	15 pF/ft. (49 pF/m)
Inductance* (@ 1 MHz)	.20 μH/ft. (.66 μH/m)
Propagation Delay*	1.40 ns/ft. (4.6 ns/m)

*Test Configuration: G-S-G (ground-signal-ground).

Unbalanced Crosstalk*



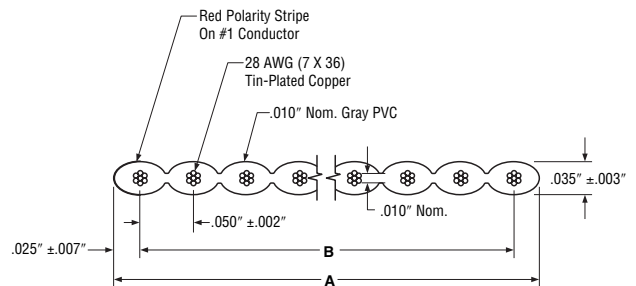
Attenuation*



Part No. Standard [UL & CSA]	No. of Cond.	Dimensions			
		Width "A"		Span "B"	
		Inch	mm	Inch	mm
9L28009	9	.45 ±.008	11.43 ±.20	.40 ±.008	10.16 ±.20
9L28010	10	.50 ±.008	12.70 ±.20	.45 ±.008	11.43 ±.20
9L28014 [†]	14	.70 ±.008	17.78 ±.20	.65 ±.008	16.51 ±.20
9L28015**	15	.75 ±.008	19.05 ±.20	.70 ±.008	17.78 ±.20
9L28016	16	.80 ±.008	20.32 ±.20	.75 ±.008	19.05 ±.20
9L28020	20	1.00 ±.008	25.40 ±.20	.95 ±.008	24.13 ±.20
9L28024 [†]	24	1.20 ±.008	30.48 ±.20	1.15 ±.008	29.21 ±.20
9L28025	25	1.25 ±.008	31.75 ±.20	1.20 ±.008	30.48 ±.20
9L28026	26	1.30 ±.008	33.02 ±.20	1.25 ±.008	31.75 ±.20
9L28034	34	1.70 ±.008	43.18 ±.20	1.65 ±.008	41.91 ±.20
9L28036**	36	1.80 ±.012	45.72 ±.30	1.75 ±.012	44.45 ±.30
9L28037**	37	1.85 ±.012	46.99 ±.30	1.80 ±.012	45.72 ±.30
9L28040	40	2.00 ±.012	50.80 ±.30	1.95 ±.012	49.53 ±.30
9L28050	50	2.50 ±.012	63.50 ±.30	2.45 ±.012	62.23 ±.30
9L28060	60	3.00 ±.012	76.20 ±.30	2.95 ±.012	74.93 ±.30
9L28064	64	3.20 ±.012	81.28 ±.30	3.15 ±.012	80.01 ±.30

** Available in H100 packaging only.
[†] Not available in R300 packaging.

Dimensions



Gray Ribbon 9L260XX Series

.050" Pitch, 26 AWG, PVC

Product Description

Belden's (9L260XX series) .050" pitch extruded gray ribbon cable was designed for general purpose electronic interconnect applications where higher current carrying capacities are required. The design also conforms to the electrical performance specifications outlined by the SCSI-3 parallel interface document. As with the 9L280XX series, the cable provides reliable mass-termination to standard .100" contact IDC connectors, flexibility, consistent electricals and breakouts can be made easily with the tear feature design. In addition, the overall cable thickness is only .038" ± .002" allowing mateability with all standard IDC connectors. The cable is constructed of stranded 26 AWG (7x34) tinned copper conductors. Insulation material consists of Gray PVC, with a Blue polarity stripe for proper circuit alignment. Various conductor counts are standard; other sizes are available upon request. The cable is UL approved and CSA certified, and passes the VW-1 Vertical Wire Flame Test.

Color Code: Gray with Blue polarity stripe (standard).

Application: Internal interconnection or internal wiring of electronic equipment.

Physical Specifications

Conductor	26 AWG (7x34) Tinned Copper
Insulation	.010" Nom. Wall Gray PVC
Pitch	.050" ± .002"
Temperature Rating	-40 to +105°C
Flammability Rating	UL: VW-1; CSA: FT1
UL Approval	File #E12683, Style 2651
CSA Approval	File #LL7874, CSA AWM I A 105°C 300V FT1
Packaging	H100, H300, R300

Electrical Specifications

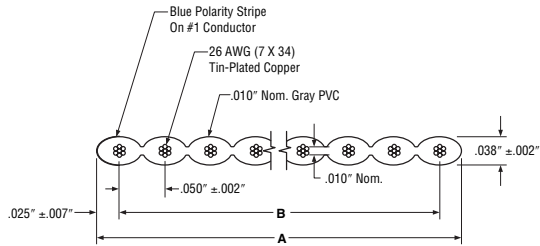
Voltage Rating	300V RMS
Current Rating	1.5A
Conductor Resistance	43Ω/1000 ft.
Insulation Resistance	>1 x 10 ¹⁰ Ω • 10 ft. (3m)
Impedance*	90Ω
Capacitance* (@ 1 MHz)	18 pF/ft. (59.06 pF/m)
Inductance* (@ 1 MHz)	.15 μH/ft. (.49 μH/m)
Propagation Delay*	1.48 ns/ft. (4.85 ns/m)

*Test Configuration: G-S-G (ground-signal-ground).

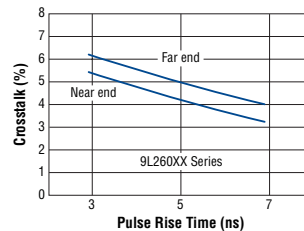
Part No. Standard [UL & CSA]	No. of Cond.	Dimensions			
		Width "A"		Span "B"	
		Inch	mm	Inch	mm
9L26010	10	.50 ±.008	12.70 ±.20	.45 ±.008	11.43 ±.20
9L26014 ^{††}	14	.70 ±.008	17.78 ±.20	.65 ±.008	16.51 ±.20
9L26016 ^{**}	16	.80 ±.008	20.32 ±.20	.75 ±.008	19.05 ±.20
9L26020 ^{††}	20	1.0 ±.008	25.40 ±.20	.95 ±.008	24.13 ±.20
9L26025 ^{**}	25	1.25 ±.008	31.75 ±.20	1.20 ±.008	30.48 ±.20
9L26026 ^{††}	26	1.30 ±.008	33.02 ±.20	1.25 ±.008	31.75 ±.20
9L26034 ^{**}	34	1.70 ±.008	43.18 ±.20	1.65 ±.008	41.91 ±.20
9L26040 [†]	40	2.00 ±.012	50.80 ±.30	1.95 ±.012	49.53 ±.30
9L26068 ^{**}	68	3.40 ±.012	86.36 ±.30	3.35 ±.012	85.09 ±.30

** Available in H100 packaging only.
[†] Not available in H300 packaging.
^{††} Not available in R300 packaging.

Dimensions



Unbalanced Crosstalk*



Attenuation*

