

# Line Level Analog Audio Cable

## Single-Pair Cables



Belden analog audio cables are used for connecting line level audio equipment in either permanent or semi-permanent installations. They consist of one or two individually foil-shielded, twisted pairs. Once installed, they are not intended to be moved while in service. For cables that are in motion during use, refer to the Microphone and Musical Instrument Cable section in this catalog.

no. 8451 utilizes a paper tape separator to facilitate easy long length jacket stripping. Part no. 9451 comes with a bonded Beldfoil® shield so that the shield and jacket strip simultaneously. A special matte PVC jacket material is employed on part no. 1508A making it a highly flexible construction. Double pair cables are available in a round construction (part no. 8723) or in a ZIP cord style (part no. 1504A) for easy separation in two-channel or stereo hook-ups.

Belden's analog audio cable offering consists of a selection of designs to handle a variety of audio applications. Belden part

Description	Part No.	UL NEC/ C(UL) CEC Type	No. of Pairs	Color Code	Standard Lengths		Standard Unit Weight		Insulation Thickness		Jacket Thickness		Nominal OD		Nominal Capacitance			
					Ft.	m	Lbs.	kg	Inch	mm	Inch	mm	Inch	mm	* pF/ Ft.	* pF/ m	** pF/ Ft.	** pF/ m

**24 AWG Stranded (7x32) TC Conductors • Twisted Pair • Overall Beldfoil Shield (100% Coverage) • 24 AWG Stranded TC Drain Wire**

**Polypropylene Insulation • PVC Jacket (Available in Brown, Red, Green, Lt. Blue, Purple, Gray, White or Black)**

300V RMS 60°C	<b>1883A</b>	NEC: CMR CEC: CMG FT4	1	Black, Red	U-1000 1000 <sup>▲</sup>	U-304.8 304.8	11.0 11.0	5.0 5.0	.008 .20	.020 .51	.123 3.12	31 102	58 190				
---------------	--------------	--------------------------------	---	---------------	-----------------------------	------------------	--------------	------------	-------------	-------------	--------------	-----------	-----------	--	--	--	--



▲1000 ft. put-up available in Gray only.  
Jacket and shield are bonded so both can be removed with automatic stripping equipment.

For cross-connect use with 1408R (et al.) Snake Cables, see page 19.18.

**Polyolefin Insulation • Black Matte PVC Jacket**

High-Flex 300V RMS 60°C	<b>1508A</b>	NEC: CM CEC: CM	1	Black, Red	500 1000	152.4 304.8	6.5 11.0	2.9 5.0	.008 .20	.024 .61	.131 3.33	31 102	58 190				
----------------------------	--------------	--------------------------	---	---------------	-------------	----------------	-------------	------------	-------------	-------------	--------------	-----------	-----------	--	--	--	--



Jacket and shield are bonded so both can be removed with automatic stripping equipment.

For cross-connect use with 1408R (et al.) Snake Cables, see page 19.18.

**24 AWG Stranded (7x32) TC Conductors • Twisted Pair • Overall Beldfoil Shield (100% Coverage)<sup>††</sup> • 24 AWG Stranded TC Drain Wire**

**Polyethylene Insulation • Chrome PVC Jacket**

Low-Capacitance UL AWM Style 2092 (300V RMS 60°C)	<b>8641</b>	NEC: CM CEC: CM	1	Black, Clear	100 U-500 500 U-1000 1000 2000	30.5 U-152.4 152.4 U-304.8 304.8 609.6	2.3 7.5 7.0 14.0 14.0 28.0	1.0 3.4 3.2 6.4 6.4 12.7	.016 .41	.025 .64	.168 4.27	22 72	42 138				
---	-------------	--------------------------	---	-----------------	---	---	---	---	-------------	-------------	--------------	----------	-----------	--	--	--	--



For Plenum versions of 8641, see 88641 or 82641.

**Plenum • FEP Insulation • Red FEP Jacket**

300V RMS 200°C, Non-conduit	<b>86641</b>	NEC: CMP CEC: CMP FT6	1	Black, Red	100 500 <sup>†</sup> 1000 <sup>†</sup>	30.5 152.4 304.8	2.4 6.0 9.0	1.1 2.7 4.1	.006 .15	.014 .36	.106 2.69	31 102	59 194				
-----------------------------	--------------	--------------------------------	---	---------------	--	------------------------	-------------------	-------------------	-------------	-------------	--------------	-----------	-----------	--	--	--	--



**Plenum • FEP Insulation • Natural Flamarrest® Jacket**

300V RMS 60°C, Non-conduit	<b>82641</b>	NEC: CMP CEC: CMP FT6	1	Black, Red	U-1000 <sup>††</sup> 1000 <sup>††</sup>	U-304.8 304.8	9.0 8.0	4.1 3.6	.006 .15	.014 .36	.106 2.69	31 102	59 194				
----------------------------	--------------	--------------------------------	---	---------------	--	------------------	------------	------------	-------------	-------------	--------------	-----------	-----------	--	--	--	--



FEP = Fluorinated Ethylene Propylene • TC = Tinned Copper

\*Capacitance between conductors.  
\*\*Capacitance between one conductor and other conductors connected to shield.

<sup>†</sup>Spools and/or UnReel® cartons are one piece, but length may vary ±10% for spools and ±5% for UnReel from length shown.  
<sup>††</sup>Length may vary ±10% for UnReel.



# Line Level Analog Audio Cable

## Single-Pair Cables



Description	Part No.	UL NEC/ C(UL) CEC Type	No. of Pairs	Color Code	Standard Lengths		Standard Unit Weight		Insulation Thickness		Jacket Thickness		Nominal OD		Nominal Capacitance			
					Ft.	m	Lbs.	kg	Inch	mm	Inch	mm	Inch	mm	* pF/ Ft.	* pF/ m	** pF/ Ft.	** pF/ m

**22 AWG Stranded (7x30) TC Conductors • Twisted Pair • Overall Beldfoil® Shield (100% Coverage) • 24 AWG Stranded TC Drain Wire**

**Polypropylene Insulation • PVC Jacket** (Available in Brown, Red, Orange, Yellow, Green, Blue, Purple, Gray, White or Black)

	<b>1266A</b>	NEC:	1	Black, Red	U-1000	U-304.8	15.0	6.8	.010	.25	.020	.51	.143	3.63	30	99	54	177
		CM			1000 <sup>▲</sup>	304.8	15.0	6.8										
		CEC:																
		CM																

<sup>▲</sup>1000 ft. put-up available in Black only.  
Unique design features lower capacitance and greater flexibility than standard audio pair constructions.

**PVC Insulation • PVC Jacket** (Available in Brown, Red, Orange, Yellow, Green, Blue, Purple, Gray, White or Black)

	<b>1503A</b>	NEC:	1	Black, Red	U-1000	U-304.8	16.0	7.3	.010	.25	.020	.51	.142	3.61	53	174	97	318
		CM																
		CEC:																
		CM																

**22 AWG Stranded (7x30) TC Conductors • Twisted Pair • Overall Beldfoil Shield (100% Coverage) • 22 AWG Stranded TC Drain Wire**

**Polypropylene Insulation • Paper Wrap • Gray or Black PVC Jacket**

	<b>8451</b>	NEC:	1	Black, Red	100 <sup>▼</sup>	30.5	2.3	1.1	.008	.20	.020	.51	.138	3.51	34	111	67	220
		CMR			U-500	U-152.4	8.5	3.9										
		CEC:			500	152.4	8.0	3.6										
		CMG FT4			U-1000	U-304.8	16.0	7.3										
					1000	304.8	16.0	7.3										

<sup>▼</sup>100 ft. put-up available in Black only.  
Unique paper separator facilitates jacket stripping.

**Polypropylene Insulation • PVC Jacket** (Available in Brown, Red, Orange, Yellow, Green, Blue, Purple, Gray, White or Black)

	<b>9451</b>	NEC:	1	Black, Red	U-500*	U-152.4	8.5	3.9	.008	.20	.020	.51	.135	3.43	35	115	67	220
		CMR			500*	152.4	8.0	3.6										
		CEC:			T-1000*	T-304.8	18.0	8.2										
		CMG FT4			U-1000	U-304.8	15.0	6.8										
					5000	1524.0	75.0	34.0										

For cross-connect use with 1814R (et al.) Snake Cables, see page 19.21

\*U-500 ft., 500 ft. and T-1000 ft. put-ups available in Gray only.  
The jacket and shield are bonded so both can be removed on automatic stripping equipment. Drain wire is inside foil shield.

**Polypropylene Insulation • Black Low-Smoke, Zero-Halogen Jacket**

	<b>9451SB</b> <small>new</small>	NEC:	1	Black, Red	1000	304.8	20.0	9.1	.008	.20	.032	.81	.160	4.06	35	114	67	220
		LSZH and ABS Type Approved			CMG-LS													
		CEC:																
		CMG-LS FT4																
		Limited Smoke																

The jacket and shield are bonded so both can be removed on automatic stripping equipment. Drain wire is inside foil shield.

**Plenum • FEP Insulation • Flamarest® Jacket** (Brown, Red, Orange, Yellow, Green, Blue, Purple, Gray, White or Black)

	<b>9451P</b> <small>new</small>	NEC:	1	Black, Red	U-1000	U-304.8	16.0	7.3	.007	.18	.017	.43	.127	3.23	35	115	67	220
		CM			5000	1524.0	75.0	34.0										
		CEC:																
		CM FT6																

The jacket and shield are bonded so both can be removed on automatic stripping equipment. Drain wire is inside foil shield.

**22 AWG Solid Tinned Copper Conductors • Twisted Pair • Overall Beldfoil Shield (100% Coverage) • 22 AWG Solid TC Drain Wire**

**Polypropylene Insulation • Gray or Black PVC Jacket**

	<b>8450</b>	NEC:	1	Black, Red	U-500*	U-152.4	7.5	3.4	.007	.18	.018	.46	.118	3.00	40	131	76	249
		CM			U-1000*	U-304.8	14.0	6.4										
		CEC:			1000	304.8	13.0	5.9										
		CM																

\*U-500 ft. and U-1000 ft. put-ups available in Black only.  
Belden's Miniature Type Broadcast Audio and Instrumentation Cables occupy 1/2 to 2/3 less space than standard cables.

FEP = Fluorinated Ethylene Propylene • TC = Tinned Copper

\*Capacitance between conductors.

\*\*Capacitance between one conductor and other conductors connected to shield.



# Line Level Analog Audio Cable

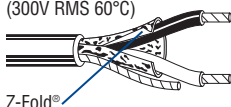
## Single-Pair Cables



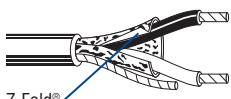
19 • Brilliance® Broadcast


Description	Part No.	UL NEC/ C(UL) CEC Type	No. of Pairs	Color Code	Standard Lengths		Standard Unit Weight		Insulation Thickness		Jacket Thickness		Nominal OD		Nominal Capacitance			
					Ft.	m	Lbs.	kg	Inch	mm	Inch	mm	Inch	mm	* pF/ Ft.	* pF/ m	** pF/ Ft.	** pF/ m


**22 AWG** Stranded (7x30) TC Conductors • Twisted Pair • Overall Beldfoil® Shield (100% Coverage) • 22 AWG Stranded TC Drain Wire


Polyethylene Insulation • Chrome PVC Jacket																					
<b>Low-Capacitance</b> UL AWM Style 2092 (300V RMS 60°C)  Z-Fold®	<b>8761</b>	NEC:	1	Black, Clear	U-500	U-152.4	9.0	4.1	.016	.41	.025	.64	.175	4.45	24	79	47	154			
		CM			500	152.4	9.0	4.1													
		CEC:			U-1000	U-304.8	17.0	7.7													
		CM			1000	304.8	18.0	8.2													
					2000	609.6	36.0	16.3													
					5000	1524.0	90.0	40.9													
	10000††	3048.0	170.0	77.3																	

For Plenum versions of 8761, see 88761, 87761 or 82761.

Plenum • FEP Insulation • Red FEP Jacket																				
300V RMS 200°C  Z-Fold®	<b>88761</b>	NEC:	1	Black, Red	100	30.5	2.7	1.2	.006	.15	.014	.36	.119	3.02	35	115	67	220		
		CMP			U-500▲	U-152.4	7.5	3.4												
		CEC:			500†	152.4	7.5	3.4												
		CMP FT6			U-1000▲	U-304.8	15.0	6.8												
					1000†	304.8	12.0	5.4												


Plenum • FEP Insulation • Red Fluoropolymer Jacket																			
300V RMS 150°C  Z-Fold®	<b>87761</b>	NEC:	1	Black, Red	500†	152.4	7.0	3.2	.006	.15	.014	.36	.116	2.95	35	115	67	220	
		CMP			1000†	304.8	11.0	5.0											
		CEC:																	
		CMP FT6																	

Plenum • FEP Insulation • Natural Flamarrest® Jacket																		
300V RMS 75°C  Z-Fold®	<b>82761</b>	NEC:	1	Black, Red	U-500▲	U-152.4	7.0	3.2	.006	.15	.014	.36	.116	2.95	35	115	67	220
		CMP			U-1000■	U-304.8	14.0	6.4										
		CEC:			1000†	304.8	11.0	5.0										
		CMP FT6																

Polyethylene Insulation • Chrome PVC Jacket																		
<b>Low-Capacitance</b> UL AWM Style 2092 (300V RMS 60°C)  Z-Fold®	<b>9461</b>	NEC:	1	Black, Clear	U-500	U-152.4	11.0	5.0	.016	.41	.026	.66	.180	4.57	24	79	47	154
		CM			U-1000	U-304.8	21.0	9.6										
		CEC:																
		CM																

The jacket and shield are bonded so both can be removed on automatic stripping equipment.

**22 AWG** Stranded (7x30) Tinned Copper Conductors • Twisted Pair • Tinned Copper Spiral Wrapped Shield (85% Coverage)

PVC Insulation • Chrome PVC Jacket																		
UL AWM Style 2095 (300V RMS 80°C)  Z-Fold®	<b>8737</b>	NEC:	1	Black, Red	U-500	U-152.4	10.5	4.8	.015	.38	.025	.64	.180	4.57	40	131	70	230
		CMG			500	152.4	10.0	4.5										
		CEC:			U-1000	U-304.8	20.0	9.1										
		CMG FT4			1000	304.8	20.0	9.1										

FEP = Fluorinated Ethylene Propylene • TC = Tinned Copper

\* Capacitance between conductors.

\*\* Capacitance between one conductor and other conductors connected to shield.

† Spools and/or UnReel® cartons are one piece, but length may vary ±10% for spools and ±5% for UnReel from length shown.

†† Length may vary -10% to +20% and may contain 2 pieces. Minimum length of any piece is 1500 ft.

▲ Length may vary ±10% for UnReel® cartons.

■ Length may vary -10% to +5% from length shown.

# Line Level Analog Audio Cable

## Double-Pair Cables



Description	Part No.	UL NEC/ C(UL) CEC Type	No. of Pairs	Color Code	Standard Lengths		Standard Unit Weight		Insulation Thickness		Jacket Thickness		Nominal OD		Nominal Capacitance			
					Ft.	m	Lbs.	kg	Inch	mm	Inch	mm	Inch	mm	* pF/ Ft.	* pF/ m	** pF/ Ft.	** pF/ m

**22 AWG** Stranded (7x30) TC Conductors • Twisted Pairs • Individual Beldfoil® Shield (100% Coverage) • Stranded TC Common Drain Wire

**Polypropylene Insulation • Chrome PVC Jacket** (Pairs Cabled on Common Axis to Reduce Diameter)

<p>Z-Fold®</p>	300V RMS 60°C	<b>8723</b>	NEC: 2 CM CEC: CM	Red/Black, Green/White	100 U-500 500 U-1000 1000 1640 U-2000 2000 3280 5000 10000	30.5 U-152.4 152.4 U-304.8 304.8 499.9 U-609.6 609.6 999.7 1524.0 3048.0	2.3 10.5 10.0 20.0 20.0 32.8 38.0 40.0 65.6 95.0 200.0	1.0 4.8 4.5 9.1 9.1 14.9 17.2 18.2 29.8 43.2 90.9	.008 —	.20 —	— —	.160 .406	35 4.06	115 62	62 203	
----------------	---------------	-------------	-------------------------	------------------------	--	--	--	---	-----------	----------	--------	--------------	------------	-----------	-----------	--

For Plenum versions of 8723, see 88723, 87723 or 82723.

**Polypropylene Insulation • Black Low-Smoke, Zero-Halogen Jacket** (Pairs Cabled on Common Axis to Reduce Diameter)

<p>Z-Fold®</p>	LSZH and ABS Type Approved 300V RMS 60°C	<b>8723SB</b> <small>new</small>	NEC: 2 CMG-LS CEC: CMG-LS FT4 Limited Smoke	Red & Black, Green & White	1000	304.8	26.0	11.8	—	—	—	.196	4.98	35	115	62	203
----------------	---	-------------------------------------	---	----------------------------	------	-------	------	------	---	---	---	------	------	----	-----	----	-----

**Polypropylene Insulation • Black Low-Smoke, Zero-Halogen Jacket**

<p>Z-Fold®</p>	LSZH and ABS Type Approved 300V RMS	<b>8777SB</b> <small>new</small>	NEC: 3 CMG-LS CEC: CMG-LS FT4 Limited Smoke	See Chart 3 (Tech Info Section)	1000†	304.8	39.0	17.7	.010	.25	—	.273	6.93	30	98	55	180
----------------	--	-------------------------------------	---	---------------------------------	-------	-------	------	------	------	-----	---	------	------	----	----	----	-----

**Plenum • FEP Insulation • Red FEP Jacket** (Pairs Cabled on Common Axis to Reduce Diameter)

<p>Z-Fold®</p>	300V RMS 200°C	<b>88723</b>	NEC: 2 CMP CEC: CMP FT6	Red/Black, Green/White	100† 500† 1000†	30.5 152.4 304.8	3.4 11.0 19.0	1.5 5.0 8.6	.006	.15	—	.148	3.76	35	115	67	220
----------------	----------------	--------------	-------------------------------	------------------------	-----------------------	------------------------	---------------------	-------------------	------	-----	---	------	------	----	-----	----	-----

**Plenum • FEP Insulation • Red Fluorocopolymer Jacket** (Pairs Cabled on Common Axis to Reduce Diameter)

<p>Z-Fold®</p>	300V RMS 150°C	<b>87723</b>	NEC: 2 CMP CEC: CMP FT6	Red/Black, Green/White	500† 1000†	152.4 304.8	11.0 18.0	5.0 8.2	.006	.15	—	.148	3.76	35	115	67	220
----------------	----------------	--------------	-------------------------------	------------------------	---------------	----------------	--------------	------------	------	-----	---	------	------	----	-----	----	-----

**Plenum • FEP Insulation • Natural Flamarrest® Jacket** (Pairs Cabled on Common Axis to Reduce Diameter)

<p>Z-Fold®</p>	300V RMS 75°C	<b>82723</b>	NEC: 2 CMP CEC: CMP FT6	Red/Black, Green/White	U-500† U-1000† 1000† U-2000†	U-152.4 U-304.8 304.8 U-609.6	10.5 20.0 19.0 40.0	4.8 9.1 8.6 18.1	.006	.15	—	.153	3.89	43	141	75	246
----------------	---------------	--------------	-------------------------------	------------------------	---------------------------------------	--	------------------------------	---------------------------	------	-----	---	------	------	----	-----	----	-----

FEP = Fluorinated Ethylene Propylene • TC = Tinned Copper

\*Capacitance between conductors.

\*\*Capacitance between one conductor and other conductors connected to shield.

† Spools and/or UnReel® cartons are one piece, but length may vary ±10% for spools and ±5% for UnReel from length shown.



# Line Level Analog Audio Cable

## Single- and Double-Pair Cables



19 • Brilliance® Broadcast

Description	Part No.	UL NEC/ C(UL) CEC Type	No. of Pairs	Color Code	Standard Lengths		Standard Unit Weight		Insulation Thickness		Jacket Thickness		Nominal OD		Nominal Capacitance			
					Ft.	m	Lbs.	kg	Inch	mm	Inch	mm	Inch	mm	* pF/ Ft.	* pF/ m	** pF/ Ft.	** pF/ m

**22 AWG Stranded (19x34) TC Conductors • Dual Twisted Pairs • Overall Beldfoil® Shield (100% Coverage) • 24 AWG Stranded TC Drain Wire**  
**PVC Insulation • PVC Jacket in Zip-Cord Construction (Red & Green, Red & Black, Red & Purple or Red & Gray)**

	<b>1504A</b>	NEC:	2	Black, Red	U-1000	U-304.8	32.0	14.5	.010	.25	.020	.51	.143	3.63	57	187	100	328		
		CM			2000 ▲	609.8	64.0	29.0												
		CEC: CM														.286	7.26			

\*2000 ft. put-up available in Red & Gray or Red & Green only.  
 The jacket and shield are bonded so both can be removed on automatic stripping equipment. Drain wire is inside foil shield.

**22 AWG Stranded (7x30) TC Conductors • Dual Twisted Pairs • Overall Beldfoil Shield (100% Coverage) • 22 AWG Stranded TC Drain Wire**  
**Polyolefin Insulation • PVC Jacket in Zip-Cord Construction (Red & Green, Red & Gray, Red & Black or Red & Purple)**

	<b>9451D</b>	NEC:	2	Black, Red	U-1000	U-304.8	29.0	13.2	.008	.20	.020	.51	.135	3.43	34	112	67	220		
		CMR			2000 *	620.8	62.0	28.1								x	x			
		CEC: CMG FT4														.270	6.86			

\*2000 ft. put-up available in Red & Green only.  
 The jacket and shield are bonded so both can be removed on automatic stripping equipment. Drain wire is inside foil shield.

**Plenum • FEP Insulation • White Flamarrest® Jacket in Zip-Cord Construction**

	<b>9451DP</b> <small>new</small>	NEC:	2	Black & Red, Black & White	1000	304.8	24.0	10.9	.007	.18	.017	.43	.127	3.23	35	115	67	220		
		CMP														x	x			
		CEC: CMP FT6														.269	6.83			

The jacket and shield are bonded so both can be removed on automatic stripping equipment. Drain wire is inside foil shield.

**20 AWG Stranded (7x28) TC Conductors • Twisted Pair • Overall Beldfoil Shield (100% Coverage) • 20 AWG Stranded TC Drain Wire**  
**PVC Insulation • Beige PVC Jacket**

	<b>9154</b>	NEC:	1	Black, Red	U-500	U-152.4	11.5	5.2	.014	.36	.031	.79	.198	5.03	60	197	100	328		
		CMG			500	152.4	12.0	5.5												
		CEC:			U-1000	U-304.8	22.0	10.0												
		CMG FT4			1000	304.8	23.0	10.5												

9154 has 22 AWG stranded tinned copper drain wire.

**Polyethylene Insulation • Chrome PVC Jacket**

	<b>8762</b>	NEC:	1	Black, Clear	100	30.5	3.2	1.5	.016	.41	.028	.71	.204	5.18	27	89	49	161		
		CM			250	76.2	6.3	2.8												
		CEC:			U-500	U-152.4	12.0	5.5												
		CM			500	152.4	12.0	5.5												
					U-1000	U-304.8	23.0	10.5												

	<b>9464</b>	NEC:	1	Black, Clear	U-500	U-152.4	17.0	7.7	.016	.41	.035	.89	.214	5.44	27	89	49	161	
		CM			U-1000	U-304.8	32.0	14.5											
		CEC: CM																	

The jacket and shield are bonded so both can be removed on automatic stripping equipment. Drain wire is on the inside of foil shield.

**20 AWG Stranded (7x28) Tinned Copper Conductors • Twisted Pair • Tinned Copper Spiral Wrapped Shield (89% Coverage)**  
**PVC Insulation • Chrome PVC Jacket**

	<b>8759</b>	NEC:	1	Black, Red	U-500	U-152.4	12.5	5.7	.016	.41	.025	.64	.199	5.05	47	154	79	259		
		CMG			U-1000	U-304.8	24.0	10.9												
		CEC:			1000	304.8	25.0	11.4												
		CMG FT4																		

FEP = Fluorinated Ethylene Propylene • TC = Tinned Copper

\*Capacitance between conductors.

\*\*Capacitance between one conductor and other conductors connected to shield.



For more information, contact Belden Technical Support: 1-800-BELDEN-1 • www.belden.com

# Line Level Analog Audio Cable

## Single-Pair Cables



Description	Part No.	UL NEC/ C(UL) CEC Type	No. of Pairs	Color Code	Standard Lengths		Standard Unit Weight		Insulation Thickness		Jacket Thickness		Nominal OD		Nominal Capacitance			
					Ft.	m	Lbs.	kg	Inch	mm	Inch	mm	Inch	mm	* pF/ Ft.	* pF/ m	** pF/ Ft.	** pF/ m

**18 AWG** Stranded (16x30) TC Conductors • Twisted Pair • Overall Beldfoil® Shield (100% Coverage) • 20 AWG Stranded TC Drain Wire

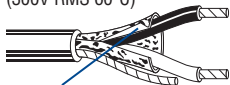
**Polyethylene Insulation • Chrome PVC Jacket**

<b>Low-Capacitance</b> UL AWM Style 2092 (300V RMS 60°C)	<b>9460</b>	NEC:	1	Black, Clear	U-500	U-152.4	18.5	8.4	.019	.48	.030	.76	.230	5.84	30	98	44	144			
		CM			U-1000	U-304.8	36.0	16.4													
		CEC:																			
		CM																			



The jacket and shield are bonded so both can be removed on automatic stripping equipment. Drain wire is on the inside of foil shield.

<b>Low-Capacitance</b> UL AWM Style 2092 (300V RMS 60°C)	<b>8760</b>	NEC:	1	Black, Clear	250	76.2	6.8	3.1	.019	.48	.028	.71	.222	5.64	30	98	44	144			
		CM			U-500	U-152.4	13.5	6.1													
		CEC:			500	152.4	13.0	5.9													
		CM			U-1000	U-304.8	25.0	11.3													
					1000	304.8	26.0	11.8													
					2000	609.6	50.0	22.7													
					5000	1524.0	135.0	61.4													
	10000	3048.0	260.0	118.2																	



Shorting Fold

For Plenum versions of 8760, see 88760, 87760 or 82760.

**18 AWG** Stranded (19x30) TC Conductors • Twisted Pair • Overall Beldfoil Shield (100% Coverage) • 20 AWG Stranded TC Drain Wire

**Plenum • FEP Insulation • Red FEP Jacket**

300V RMS 200°C	<b>88760</b>	NEC:	1	Black, Red	100	30.5	3.7	1.7	.007	.18	.014	.36	.153	3.89	51	167	97	318	
		CMP			U-500†	U-152.4	12.5	5.7											
		CEC:			500†	152.4	11.0	5.0											
		CMP FT6			U-1000†	U-304.8	24.0	10.9											
		1000†	304.8	22.0	10.0														



Z-Fold®

**Plenum • FEP Insulation • Red Fluorocopolymer Jacket**

300V RMS 150°C	<b>87760</b>	NEC:	1	Black, Red	U-500†	U-152.4	12.5	5.7	.007	.18	.014	.36	.150	3.81	51	167	97	318
		CMP			500†	152.4	10.5	4.8										
		CEC:			1000†	304.8	21.0	9.5										
		CMP FT6																



Z-Fold®

**Plenum • FEP Insulation • Natural Flamarrest® Jacket**

300V RMS 75°C	<b>82760</b>	NEC:	1	Black, Red	U-500†	U-152.4	12.0	5.5	.007	.18	.014	.36	.150	3.81	51	167	97	318
		CMP			U-1000††	U-304.8	22.0	10.0										
		CEC:			1000†	304.8	21.0	9.5										
		CMP FT6																



Z-Fold®

**18 AWG** Stranded (7x26) Tinned Copper Conductors • Twisted Pair • Tinned Copper Spiral Wrapped Shield (85% Coverage)

**PVC Insulation • Chrome PVC Jacket**

300V RMS 60°C	<b>8790</b>	NEC:	1	Red, White	U-500	U-152.4	17.5	7.9	.022	.56	.028	.71	.241	6.12	53	174	92	302
		CMG			500	152.4	17.0	7.7										
		CEC:			U-1000	U-304.8	33.0	15.0										
		CMG FT4			1000	304.8	35.0	15.9										



FEP = Fluorinated Ethylene Propylene • TC = Tinned Copper

\*Capacitance between conductors.  
 \*\*Capacitance between one conductor and other conductors connected to shield.  
 † Spools and/or UnReel® cartons are one piece, but length may vary ±10% for spools and ±5% for UnReel from length shown.  
 †† Spools and/or UnReel® cartons are one piece, but length may vary -0% to +10%.

# Line Level Analog Audio Cable

## Single-Pair Cables



19 • Brilliance® Broadcast

Description	Part No.	UL NEC/ C(UL) CEC Type	No. of Pairs	Color Code	Standard Lengths		Standard Unit Weight		Insulation Thickness		Jacket Thickness		Nominal OD		Nominal Capacitance			
					Ft.	m	Lbs.	kg	Inch	mm	Inch	mm	Inch	mm	* pF/ Ft.	* pF/ m	** pF/ Ft.	** pF/ m

**16 AWG** Stranded (19x29) Tinned Copper Conductors • Twisted Pair • Tinned Copper Spiral Wrapped Shield (85% Coverage)

PVC Insulation • Chrome PVC Jacket																				
	300V RMS 60°C	<b>8780</b>	NEC:	1	Black,	500	152.4	23.5	10.7	.023	.58	.030	.76	.280	7.11	57	187	98	322	
			CMG		White	U-1000	U-304.8	44.0	20.0											
			CEC:			1000	304.8	46.0	20.9											
			CMG FT4																	

**16 AWG** Stranded (19x29) TC Conductors • Twisted Pair • Overall Beldfoil® Shield (100% Coverage) • 18 AWG Stranded TC Drain Wire

Polyethylene Insulation • Chrome PVC Jacket																				
	Low-Capacitance	<b>8719</b>	NEC:	1	Black,	U-500	U-152.4	24.0	10.9	.032	.81	.032	.81	.313	7.95	23	75	44	144	
	UL AWM Style 20253		CM, CL2		Clear	500	152.4	25.5	11.6											
	(600V RMS 80°C)		CEC:			U-1000	U-304.8	47.0	21.3											
			CM			1000	304.8	50.0	22.7											
						2000	609.6	100.0	45.5											
	Shorting Fold					5000	1524.0	245.0	111.4											
					10000 <sup>†</sup>	3048.0	510.0	231.3												

**14 AWG** Stranded (19x27) TC Conductors • Twisted Pair • Overall Beldfoil Shield (100% Coverage) • 16 AWG Stranded TC Drain Wire

Polyethylene Insulation • Chrome PVC Jacket																				
	Low-Capacitance	<b>8720</b>	NEC:	1	Black,	U-500	U-152.4	34.0	15.4	.032	.81	.035	.89	.355	9.02	24	79	47	154	
	UL AWM Style 20253		CL2		Clear	500	152.4	35.0	15.9											
	(600V RMS 80°C)					1000	304.8	71.0	32.3											
						2000	609.6	138.0	62.7											
	Z-Fold®																			

**12 AWG** Stranded (19x25) TC Conductors • Twisted Pair • Overall Beldfoil Shield (100% Coverage) • 14 AWG Stranded TC Drain Wire

Polyethylene Insulation • Chrome PVC Jacket																			
	Low-Capacitance	<b>8718</b>	NEC	1	Black,	U-500	U-152.4	47.5	21.6	.037	.94	.040	1.02	.400	10.16	25	82	49	161
	UL AWM Style 20253		CL2		Clear	500	152.4	50.5	22.9										
	(600V RMS 80°C)					1000	304.8	100.0	45.5										
						2000	609.6	198.0	90.0										

TC = Tinned Copper

\*Capacitance between conductors.

\*\*Capacitance between one conductor and other conductors connected to shield.

<sup>†</sup> Final put-up length may vary -10% to +20% from length shown. May contain 2 pieces. Minimum length of any one piece is 1500 ft.