


TX6™ 10Gig™ Jack Module

specifications

Eight position jack module shall terminate 4 pair 22-24 AWG 100 ohm UTP copper cable and shall not require the use of a punchdown tool. Jack module shall use forward motion termination to optimize performance by maintaining cable pair geometry and eliminating conductor untwist. The termination cap shall be color coded for T568A and T568B wiring schemes.



technical information

Augmented Category 6 performance tested to 500 MHz:	Exceeds the 10 Gigabit Draft 1.0 amendment to IEEE Std. 802.3an, October 2004 standard 4-connector channel requirements at swept frequencies up to 500 MHz, when used as part of the PANDUIT® TX6™ 10Gig™ Copper Cabling System
Category 6 performance:	Exceeds all Category 6 component and channel standard requirements at swept frequencies up to 250 MHz
FCC compliance:	Meets FCC Part 68 Subpart F; contacts plated with 50 micro inches of gold
IEC compliance:	Meets IEC 60603-7

key features and benefits

100% NEXT performance tested	Confidence that each jack module delivers NEXT performance
Patent pending Flex Technology	Improves performance by shortening the tuning length of the jack module
Utilizes enhanced GIGA-TX™ Technology	Optimizes performance by eliminating conductor untwist; reduces installation expense
Improved termination cap	Conductor retention slots simplify and quickens termination
Modularity	Jack modules snap in and out of MINI-COM® faceplates and modular patch panels for fast moves, adds and changes
True strain relief	Controls cable bend radius for long term installed performance
Individually serialized	Jack modules can be quality traced to sub-components
Industry standard RJ45 interface	Familiar to end-users; backwards compatible

applications

TX6™ 10Gig™ Jack Modules are a component of the TX6™ 10Gig™ Copper Cabling System. This end-to-end system provides a cost effective media for ensuring that the most challenging network bandwidth needs are easily met today and tomorrow.

Businesses are placing increased reliance on their networks to efficiently pass vital and time sensitive information throughout their enterprise.

Usage of the TX6™ 10Gig™ Copper Cabling System includes high bandwidth applications in data centers (switch-to-switch links, storage area networks, aggregation of data), workstations (transfer of work-group files, scientific 3-D modeling) and web-enabling technologies (live video/audio broadcasting, voice over internet protocol (VoIP)).

TX6™ 10Gig™ Jack Module

Module: CJ6X88TG*

TX6™ 10Gig™ UTP Copper Cable

Riser: PUR6X04BU-U
Plenum: PUP6X04BU-U
LSZH: PUL6X04DG-UE

DP6™ 10Gig™ Flat Patch Panels

24 port, 1RU: DP246X88TG
48 port, 2RU: DP486X88TG

DP6™ 10Gig™ Angled Patch Panels

24 port, 1RU: DPA246X88TG
48 port, 2RU: DPA486X88TG

TX6™ 10Gig™ Patch Cords**

3': UTP6X3
5': UTP6X5
7': UTP6X7
10': UTP6X10
14': UTP6X14
20': UTP6X20

**Offered in BL = Blue
Shown = Off White

Module Termination Tools

Termination tool: EGJT
Wire snipping tool: CWST
Wire stripping tool: CJUST

*Substitute for module colors:

WH = White IW = Off White
AW = Arctic White RD = Red
EI = Electric Ivory BU = Blue
IG = Int'l Gray GR = Green
BR = Brown YL = Yellow
OR = Orange VL = Violet
BL = Black

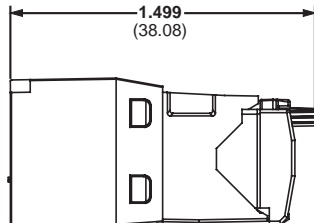
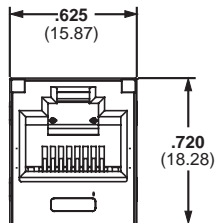
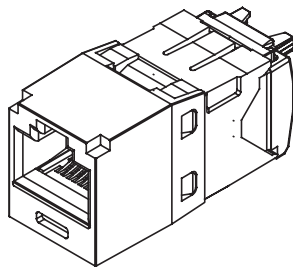
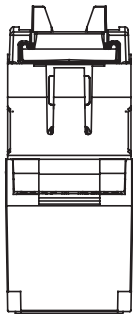
TX6™ 10Gig™ Jack Module

TX6™ 10Gig™ Jack Module Test Results

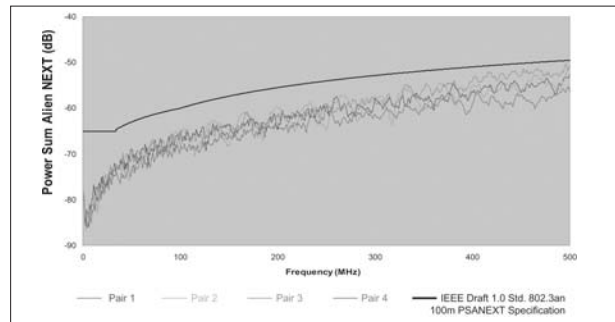
Mechanical Test	Test Method	Measurement	Typical Test Results
Normal Force	—	Load (grams)	>100
Vibration	IEC 512-6d	Circuit Resistance (mOhms)	<40
Shock	IEC 512-6c	Contact Disturbance (microsec.)	<5
Durability	IEC 512-9a	Circuit Resistance (mOhms)	<40
Mating/Un-mating	IEC 512-13b	Mating Force (N)	<20
		Un-Mating Force (N)	<20

Electrical Test	Test Method	Measurement	Typical Test Results
Low Level Circuit Resistance	IEC 512-2a	Resistance (mOhms)	<20
Dielectric Withstand Voltage	IEC 512-4a	1000 VAC, 1 minute	Passed
Insulation Resistance	IEC 512-3a	Resistance (MOhms)	>500

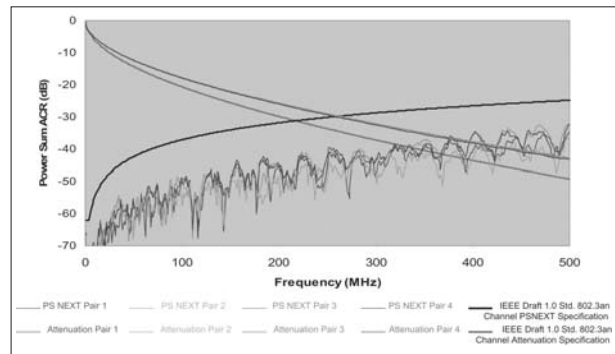
Environmental Test	Test Method	Measurement	Typical Test Results
Temperature Life	IEC 512-9b	Circuit Resistance (mOhms)	<40
Humidity	IEC 512-11c	Circuit Resistance (mOhms)	<40
Thermal Shock	IEC 512-11d	Contact Resistance (mOhms)	<40
Climate Sequence	IEC 512-11a	Circuit Resistance (mOhms)	<40
Flowing Mixed Gas Corrosion	IEC 512-11g	Circuit Resistance (mOhms)	<40



PSANEXT 100 Meter Channel



Power Sum ACR 100 Meter Channel



WORLDWIDE SUBSIDIARIES AND SALES OFFICES

PANDUIT CANADA
Markham, Ontario
cs-cdn@panduit.com
Phone: 800.777.3300

PANDUIT EUROPE LTD.
London, UK
cs-emea@panduit.com
Phone: 44.20.8601.7200

PANDUIT SINGAPORE PTE. LTD.
Republic of Singapore
cs-ap@panduit.com
Phone: 65.6379.6700

PANDUIT JAPAN
Tokyo, Japan
cs-japan@panduit.com
Phone: 81.3.3767.7011

PANDUIT LATIN AMERICA
Jalisco, Mexico
cs-la@panduit.com
Phone: 52.333.666.2501

PANDUIT AUSTRALIA PTY. LTD.
Victoria, Australia
cs-aus@panduit.com
Phone: 61.3.9794.9020

For a copy of PANDUIT product warranties, log on to www.panduit.com/warranty



For more information or to request a catalog

www.panduit.com

cs@panduit.com • 800-777-3300

© 2005 PANDUIT Corp.
ALL RIGHTS RESERVED.

Printed in U.S.A.

SA-NCSP09

03/2005