

specifications

This high performance eight-position shielded jack module can be terminated with 4 pair 22-26 AWG 100 ohm shielded twisted pair cable. The jack module uses a forward motion termination process to optimise performance by maintaining cable pair geometry and minimising conductor untwist that does not require the use of a punchdown tool. The red termination cap is colour coded for T568A and T568B wiring schemes.



technical information

| | |
|---|--|
| Class D/Category 5e channel performance: | Exceeds all ISO 11801 2 nd Edition Class D and TIA/EIA-568-B.2 Category 5e channel standard requirements at swept frequencies up to 100 MHz |
| Class D/Category 5e component performance: | Exceeds all ISO 11801 2 nd Edition Class D and TIA/EIA-568-B.2 Category 5e component standard requirements at swept frequencies up to 100 MHz |
| FCC compliance: | Meets FCC Part 68 Subpart F; contacts plated with 50 micro inches of gold |
| IEC compliance: | Meets IEC 60603-7 |

key features and benefits

| | |
|---|---|
| 100% NEXT & Return Loss Performance Tested | Confidence that each Jack Module delivers NEXT and return loss performance |
| Utilises Enhanced GIGA-TX™ Technology | Optimises performance by minimising conductor untwist; reduces installation expense |
| Improved termination cap | Conductor retention slots simplify termination |
| Modularity | Jack modules snap in and out of all MINI-COM™ faceplates, modular patch panels and surface mount boxes for fast changes and maximum flexibility |
| True strain relief | Controls cable bend radius for long term installed performance |
| Integral shield | No additional assembly required and provides 360° conductive path for earthing |

applications

MINI-COM™ TX5e™ Shielded Jack Modules are a component of the TX5500™ Shielded Copper Cabling System. The PANDUIT™ TX5500™ Shielded System delivers end-to-end Gigabit Ethernet performance with usable bandwidth beyond 100 MHz. With certified performance to the ISO 11801 Class D and TIA/EIA-568-B.2 Category 5e standards, this system will support the following applications:

- Ethernet 10Base-T, 100Base-T (Fast Ethernet), 1000Base-T (Gigabit Ethernet)
- 155 Mb/s ATM, 622 Mb/s ATM
- Token Ring 4/16
- Voice/data systems
- Voice over internet protocol (VoIP)

TX5500™ Shielded Copper Cabling System

MINI-COM™ TX5e™ Shielded Jack Module*

Module: CJS5E88TG

TX5500™ Shielded Cable - S/FTP

LSZH: PSFL5504DG-ED
PVC: PSFC5504LG-ED

TX5500™ Shielded Cable - FTP

LSZH: PFL5504DG-ED
PVC: PFC5504LG-ED

MINI-COM™ Flat All Metal Modular Patch Panels

24 port, 1RU: CP24BL
48 port, 2RU: CP48BL
72 port, 2RU: CP72BL

MINI-COM™ Angled All Metal Modular Patch Panels

24 port, 1RU: CPA24BL
48 port, 2RU: CPA48BL
72 port, 2RU: CPA72BL

TX5e™ Shielded Patch Cords**

1 metre: STPC1MBBL
1.5 metres: STPC1.5MBBL
2 metres: STPC2MBBL
2.5 metres: STPC2.5MBBL
3 metres: STPC3MBBL
5 metres: STPC5MBBL
7 metres: STPC7MBBL

Termination Tools

Jack module termination tool:*** EGJT
Wire snipping tool: CWST
Wire stripping tool: CJUST

*Offered in Black only

**Offered in Grey cable only with black boots. Note: For other boot colours replace suffix BL (Black) with BU (Blue), GR (Green), RD (Red) or YL (Yellow).

***Terminates enhanced GIGA-TX™ Style Jack Module

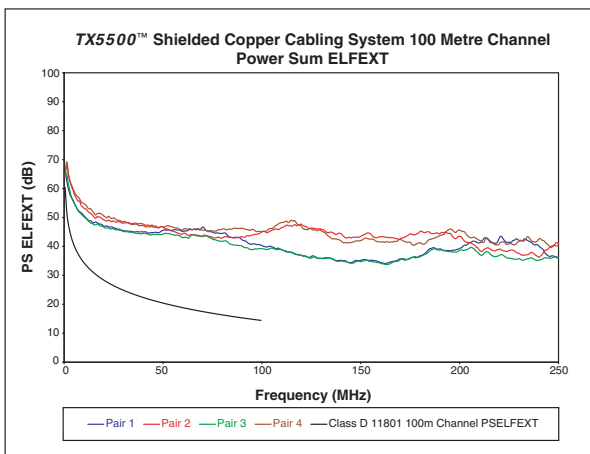
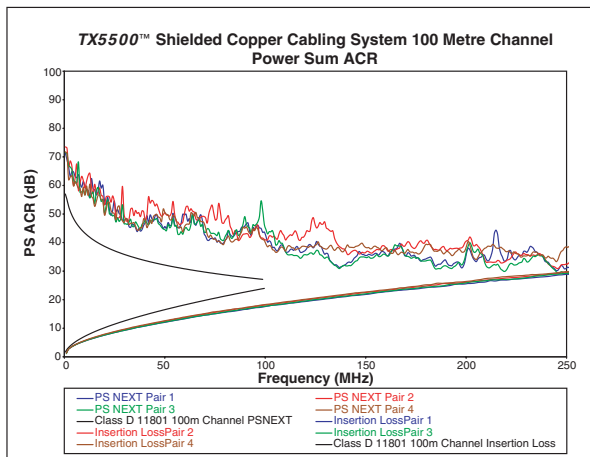
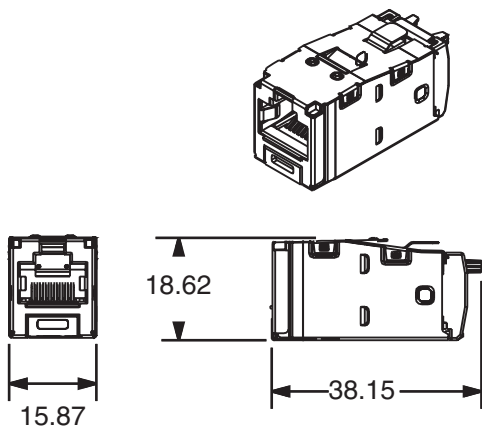
MINI-Com™ TX5e™ Shielded Jack Module

MINI-Com™ TX5e™ Shielded Jack Module Test Results

| Mechanical Test | Test Method | Measurement | Typical Test Results |
|------------------|-------------|-----------------------------------|----------------------|
| Normal Force | — | Load (grams) | > 100 |
| Vibration | IEC 512-6d | Circuit Resistance (mOhms) | < 40 |
| Shock | IEC 512-6c | Contact Disturbance (microsecond) | < 5 |
| Durability | IEC 512-9a | Circuit Resistance (mOhms) | < 40 |
| Mating/Un-mating | IEC 512-13b | Mating Force (N) | < 20 |
| | | Un-mating Force (N) | < 20 |

| Electrical Test | Test Method | Measurement | Typical Test Results |
|------------------------------|-------------|--------------------|----------------------|
| Low Level Circuit Resistance | IEC 512-2a | Resistance (mOhms) | < 20 |
| Dielectric Withstand Voltage | IEC 512-4a | 1000 V, 1 minute | Passed |
| Insulation Resistance | IEC 512-3a | Resistance (MOhms) | > 500 |

| Environmental Test | Test Method | Measurement | Typical Test Results |
|-----------------------------|-------------|----------------------------|----------------------|
| Temperature Life | IEC 512-9b | Circuit Resistance (mOhms) | < 40 |
| Humidity | IEC 512-11c | Circuit Resistance (mOhms) | < 40 |
| Thermal Shock | IEC 512-11d | Circuit Resistance (mOhms) | < 40 |
| Climatic Sequence | IEC 512-11a | Circuit Resistance (mOhms) | < 40 |
| Flowing Mixed Gas Corrosion | IEC 512-11g | Circuit Resistance (mOhms) | < 40 |



WORLDWIDE SUBSIDIARIES AND SALES OFFICES

PANDUIT EUROPE LTD.
London, UK
cs-emea@panduit.com
Phone: 44(0)20.8601.7200

PANDUIT CANADA
Markham, Ontario
cs-cdn@panduit.com
Phone: 800.777.3300

PANDUIT SINGAPORE PTE. LTD.
Republic of Singapore
cs-ap@panduit.com
Phone: 65.6379.6700

PANDUIT JAPAN
Tokyo, Japan
cs-japan@panduit.com
Phone: 81.3.3767.7011

PANDUIT LATIN AMERICA
Jalisco, Mexico
cs-la@panduit.com
Phone: 52.333.666.2501

PANDUIT AUSTRALIA PTY. LTD.
Victoria, Australia
cs-aus@panduit.com
Phone: 61.3.9794.9020

For a copy of PANDUIT product warranties, log on to www.panduit.com/warranty



For more information or to request a catalogue

www.panduit.com/emea

cs@panduit.com • +44(0)20.8601.7200

©2005 PANDUIT Corp.
ALL RIGHTS RESERVED.

WW-COSP36-GB

8/2005