


specifications

Modular Patch Panels shall consist of a metal patch panel with snap-in faceplates which are removable from the front. Patch panels shall mount to standard EIA 19" or 23" racks. Patch panels shall be modular, accepting all modules. Modular Patch Panels shall be available with and without labels.



MINI-COM® Modular Patch Panels

technical information

Dimensions:	CPPL24WRBL	HxWxD=1.72x19.14x3.90in. (43.7x486.2x99.1mm), 1 RU
	CPPL24WBL‡	HxWxD=1.72x19.0x.88in. (43.7x482.6x22.35mm), 1 RU
	CPPL48WBL‡	HxWxD=3.47x19.0x.88in. (88.1x482.6x22.4mm), 2 RU
	CPPL24M6BL	HxWxD=1.73x19.0x.68in. (44.0x482.6x17.4mm), 1 RU
	CPPL48M6BL	HxWxD=3.48x19.0x.68 88.5x482.6x17.4mm), 2 RU
	CPP24WBL‡	HxWxD=1.72x19.0x.88 (43.7x482.6x22.35mm), 1 RU
	CPP32WBL‡	HxWxD=1.73x19.0x.66 (44.0x482.6x16.8mm), 1 RU
	CPP48WBL‡	HxWxD=3.47x19.0x.88 (88.1x482.6x22.35mm), 2 RU

Mounting option: Mounts to standard EIA 19" rack or 23" rack when used with extender brackets

Packaging: Packaged with appropriate snap-in faceplates already installed, four screws and label/label covers (optional) when applicable

‡Bulk packages available, please add -X to part numbers

key features and ...benefits

Faceplates removable from front	Allows front access to installed modules for easy moves, adds and changes CFFP4 and CFFPL4 have new easy to release snap feature
Modularity	Accepts all <i>MINI-COM</i> Modules; individual modules snap in and out
High density	24 or 32 ports per rack space
Optional label	Follows TIA/EIA-606 labeling standards
3" recessed version	Provides additional clearance and improved bend radius control

applications

The *MINI-COM* Modular Patch Panels are ideal for multi-media applications. They accept all snap-in *MINI-COM* Modules. Benefits include the capability to add ports as needed, mix and match media, and switch or replace modules as needed. Snap-In Faceplate Patch Panels make color coding easy and provide a way to take advantage of high performance

MINI-COM Modules in the telecommunications closet. The recessed patch panel is also ideal for cabinet applications with its additional clearance for a cabinet door. *MINI-COM* Modular Patch Panels are optimized when used with the *PANDUIT*® Cable Management System.

installer tip

Combine PEB1 or PEB2 with any Patch Panel to convert the mounting from a 19" rack to fit a 23" rack

Visit our website at: www.panduit.com/ncg

Modular Patch Panels with Labels

24 port 3" recessed with 6 CFFPL4:	CPPL24WRBL
24 port with 6 CFFPL4:	CPPL24WBL‡
48 port with 12 CFFPL4:	CPPL48WBL‡
24 port with 4 six position faceplates:	CPPL24M6BL
48 port with 8 six position faceplates:	CPPL48M6BL

Modular Patch Panels

24 port with 6 CFFP4:	CPP24WBL‡
32 port:	CPP32WBL‡
48 port with 12 CFFP4:	CPP48WBL‡

Modules

Category 6:	CJ688T3**
Category 5e:	CJ5E88T**
Fiber multimode prepolished:	FJJSMM5CEI
Fiber multimode:	FJJGM5CEI
Fiber singlemode:	FJJGS9CBU

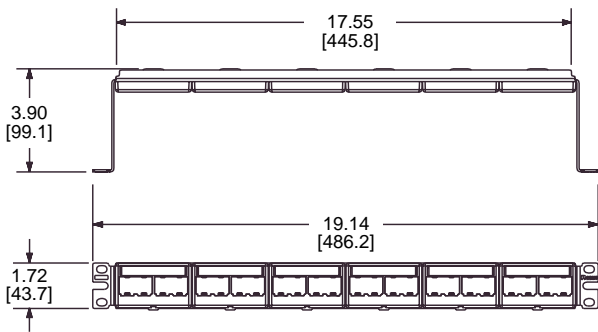
Consult catalog for other *MINI-COM* Modules

Accessories

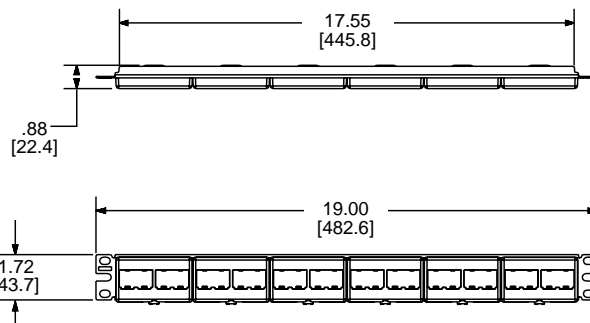
One rack space extender bracket:	PEB1
Two rack space extender bracket:	PEB2
Cable management bar:	WMBR1

****Substitute:** WH = White
BL = Black
EI = Electric Ivory
IW = Off White
IG = International Gray
RD = Red
BU = Blue
GR = Green
YL = Yellow
VL = Violet
OR = Orange

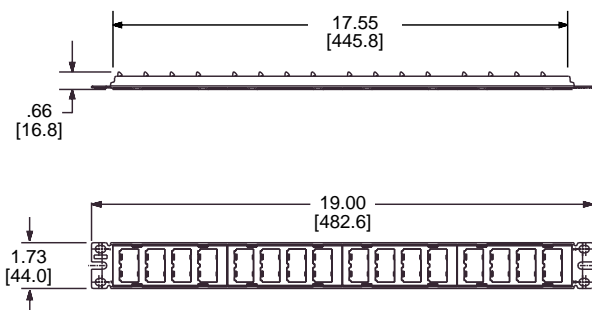
MINI-COM[®] Modular Patch Panels



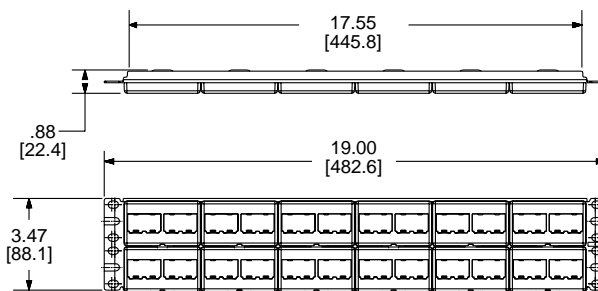
CPPL24WRBL



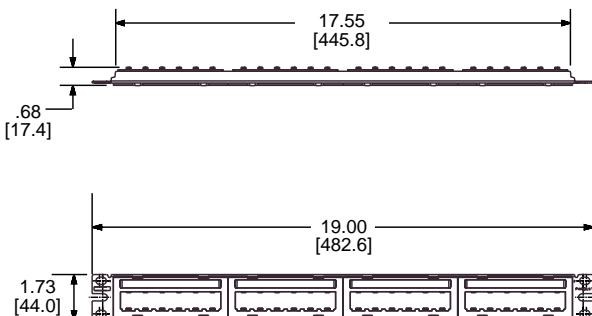
CPP24WBL & CPPL24WBL



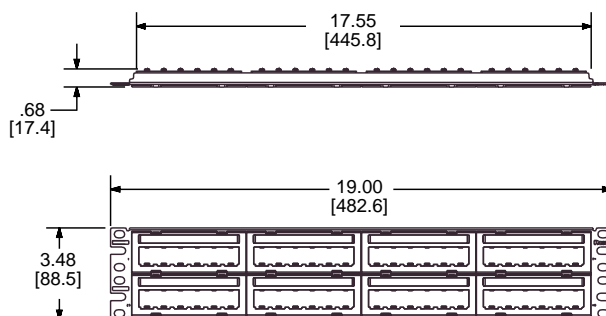
CPP32WBL



CPP48WBL & CPPL48WBL



CPPL24M6BL



CPPL48M6BL

Dimensions are in inches (Dimensions in parentheses are metric)

Our products are warranted to be free from defects in material and workmanship at the time of sale but our obligation under this warranty is limited to the replacement of any product proved to be defective within 6 months (for product) or 90 days (for tools) from the date of delivery. Tool warranty is void if Panduit tools are modified, altered or misused in any way. Use of Panduit tooling with any product other than the specified Panduit products for which the tool was designed, constitutes misuse. Before using, user shall determine the suitability of the product for his intended use and user assumes all risk and liability whatsoever in connection therewith.

This warranty is made in lieu of and excludes all other warranties, expressed or implied. THE IMPLIED WARRANTIES OF MERCHANTABILITY AND FITNESS FOR A PARTICULAR USE ARE SPECIFICALLY EXCLUDED. Neither seller nor manufacturer shall be liable for any other injury, loss or damage whether direct or consequential, arising out of the use of, or the inability to use, the product.

The information contained in this literature is based on our experience to date and is believed to be reliable. It is intended as a guide for use by persons having technical skill at their own discretion and risk. We do not guarantee favorable results or assume any liability in connection with its use. Dimensions contained herein are for reference purposes only. For specific dimensional requirements consult the factory. This publication is not to be taken as a license to operate under, or a recommendation to infringe any existing patents. This supersedes and voids all previous literature, etc.



WORLD HEADQUARTERS
PANDUIT CORP.
Tinley Park, Illinois, USA
Phone: 800-777-3300
708-532-1800, ext. 6914
Fax: 708-460-2897
Email: info@panduit.com
Internet: www.panduit.com/ncg

**For Pricing and Further Information —
Contact your local authorized
PANDUIT PAN-NET™ Distributor or Sales Office**

PANDUIT CANADA
Div. of PANDUIT CORP.
Markham, Ontario
Phone: 905-475-6922

EUROPEAN HEADQUARTERS
PANDUIT EUROPE LTD.
London, UK
Phone: 44(0) 208-601-7200

ASIAN HEADQUARTERS
PANDUIT SINGAPORE PTE. LTD.
Republic of Singapore
Phone: (65) 379 6700

PANDUIT CORP.
Japan Branch
Phone (81) (3) 3767-7011

PANDUIT MEXICO/LATIN AMERICA
& CARIBBEAN
Phone: (52) 3 666-2501

PANDUIT (AUST.) PTY. LTD.
Phone: (61) 3-9794 9020